



Introduction to Visio Services

Jennifer A. Mason
Business Solutions Practice Lead
Rackspace




About me...

- Blog:
 - <http://blogs.sharepoint911.com/blogs/jennifer>
- Twitter: @jennifermason
- Skype: RackspaceJenn



Books

- Beginning SharePoint 2010: Building Business Solutions with SharePoint
 - <http://www.amazon.com/Beginning-SharePoint-2010-Building-Solutions/dp/0470617896>
- Microsoft® SharePoint® 2010: Creating and Implementing Real-World Projects
 - <http://shop.oreilly.com/product/0790145335920.do>

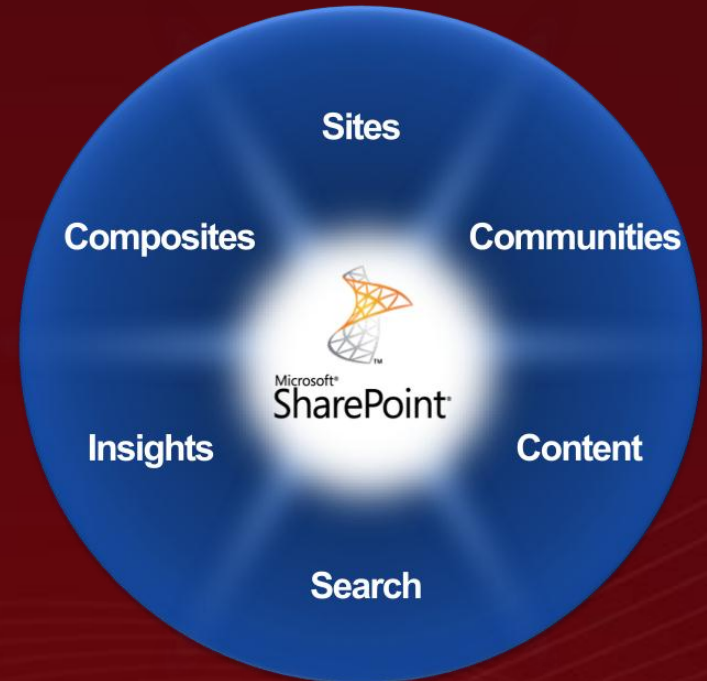


Agenda





- Defining Insights
- Working with Visio Services

Defining Insights

- Excel Services
- Visio Services
- Chart Web Parts
- Status Indicator Lists
- Performance Point Dashboards

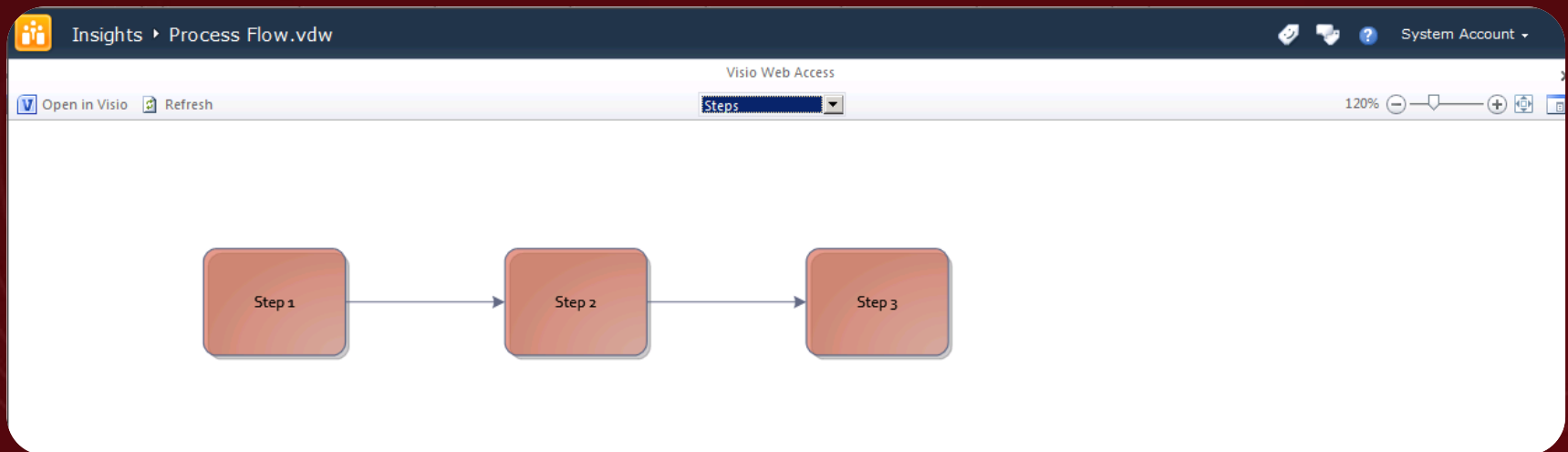


Examples

Name	Description
Example 1 	Display Visio Diagram in Web Part
Example 2 	Highlight Shape in Visio when item is selected in List
Example 3 	Display Visio Diagram based on List Selection
Example 4 	Visio Diagram connected to SharePoint List Data

Display Visio Diagram in Web Part

- Visio Access Web Part










Demo

Display Visio Diagram in Web Part

Highlight Shape in Visio

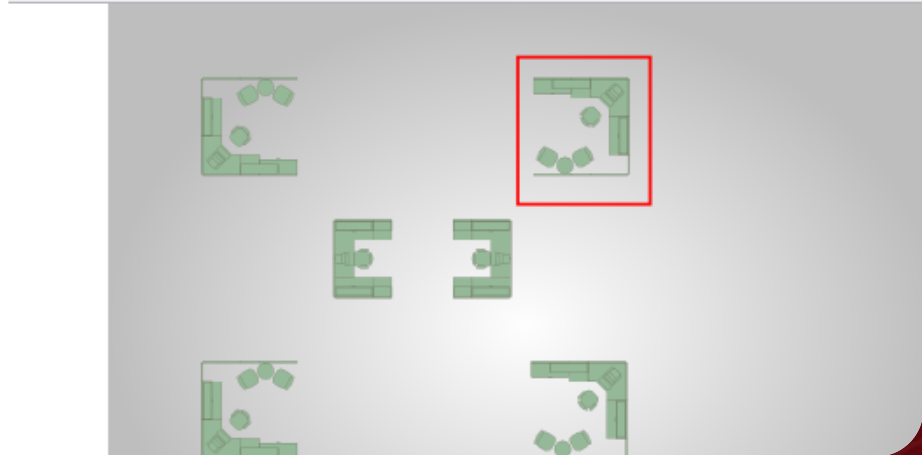
Office Assignments

Select	Assignment
	 <div>CONTOSO\jennifer.mason CONTOSO\jennifer.mason SharePoint Consultant</div>
	 <div>CONTOSO\nicola CONTOSO\nicola Head Honcho</div>
	 <div>CONTOSO\laura CONTOSO\laura DVWP lady</div>

 Add new item

Visio Web Access

45%

























Demo

Highlight Shape in Visio

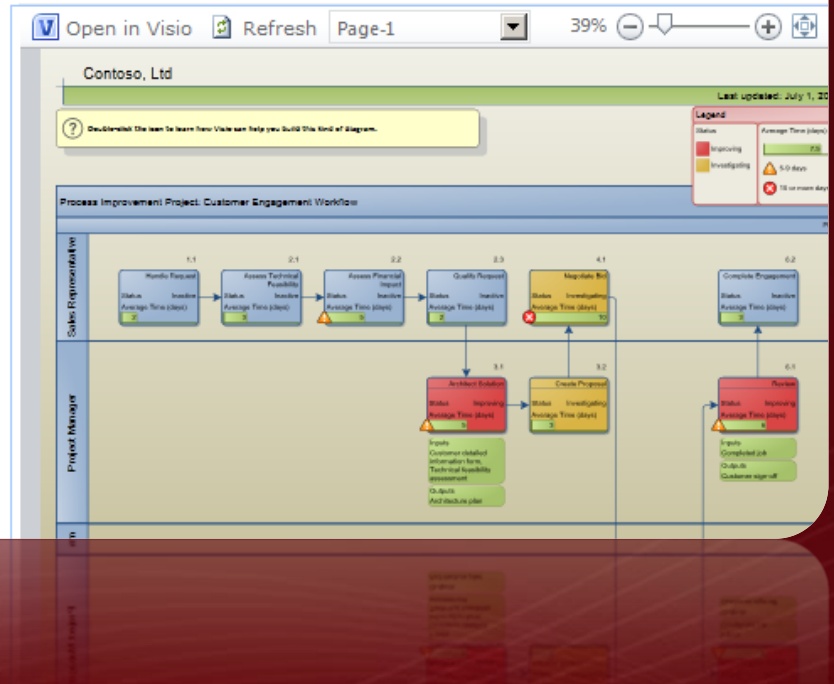
Display Visio Diagram Based on List Selection

Visio Examples

Select	Type	Name
		IT Expansion 
		OfficeLayout 
		OfficeLayout2 
		ProcessSample 
		ProcessSample2 
		ProjectManagement 
		ProjectTimeline 

 Add document

Visio Web Access

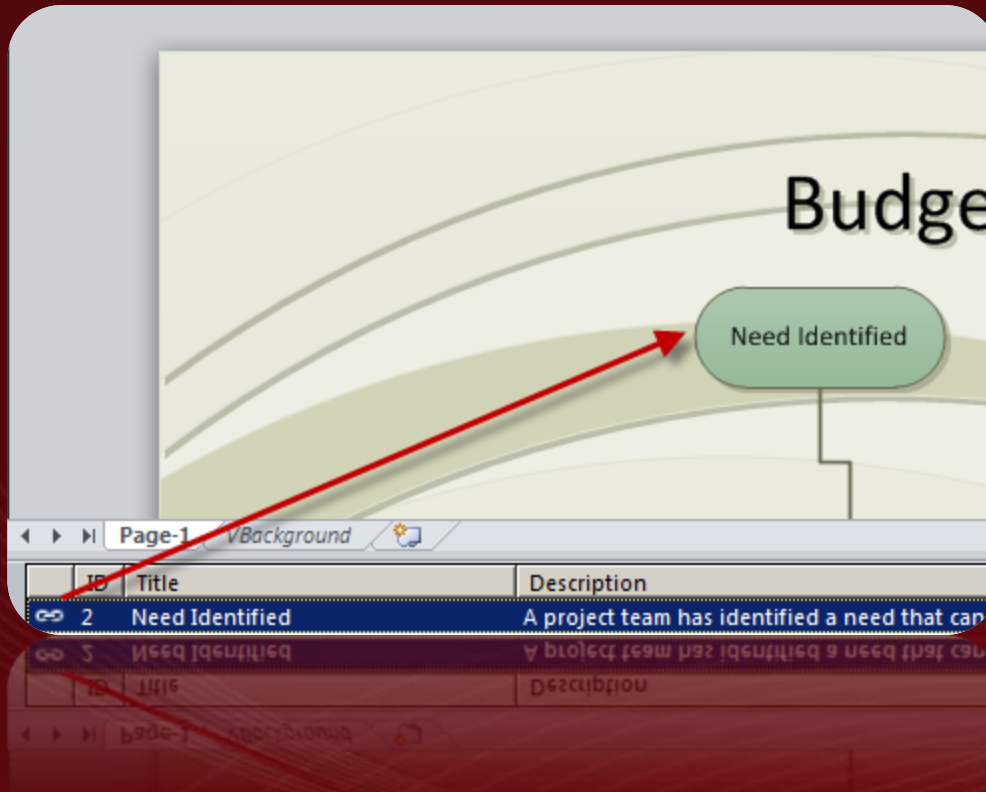


Demo

Display Visio Diagram Based on List Selection

Connecting Visio to Data

- Connect Shapes to SharePoint List Data



Demo

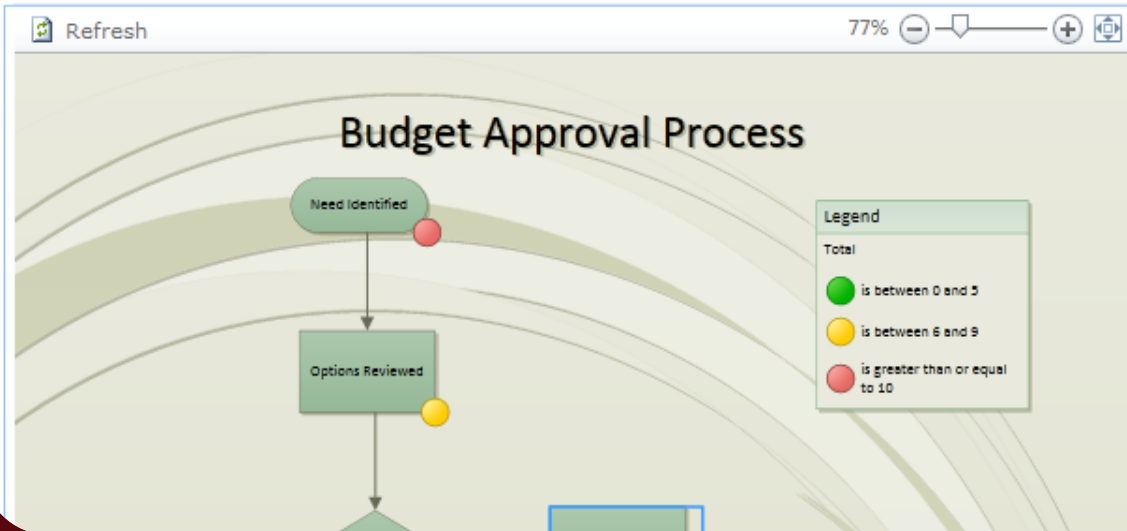
Connecting Visio to SharePoint List

Pulling it all Together!


- Process Diagrams

Example 4: Visio Diagram connected to SharePoint List Data

Visio Web Access



Process Templates

Type	Name
	Test Document 2 NEW
	Test Document 7 NEW

[+ Add document](#)

Demo

Real World Example: Process Diagram & Associated Documents

Walk Before you Run!

- Understanding Your Organization
- Understanding Your Data
- Building a Plan:
 - Identify Low Hanging Fruit
 - Start Small & Grow!



OOTB Configurations

- Chart Web Part
- Status List



Client Configurations

- Excel Services
- Visio Services



Advanced Client Configurations

- PerformancePoint

Additional Information

- Beginning SharePoint 2010: Building Business Solutions with SharePoint
 - <http://www.amazon.com/Beginning-SharePoint-2010-Building-Solutions/dp/0470617896>
 - Chapter 16: Business Insights

Questions?

19



THANK YOU



RACKSPACE® HOSTING | 5000 WALZEM ROAD | SAN ANTONIO, TX 78218
US SALES: 1-800-961-2888 | **US SUPPORT:** 1-800-961-4454 | **WWW.RACKSPACE.COM**

RACKSPACE® HOSTING | © RACKSPACE US, INC. | RACKSPACE® AND FANATICAL SUPPORT® ARE SERVICE MARKS OF RACKSPACE US, INC. REGISTERED IN THE UNITED STATES AND OTHER COUNTRIES. | WWW.RACKSPACE.COM

